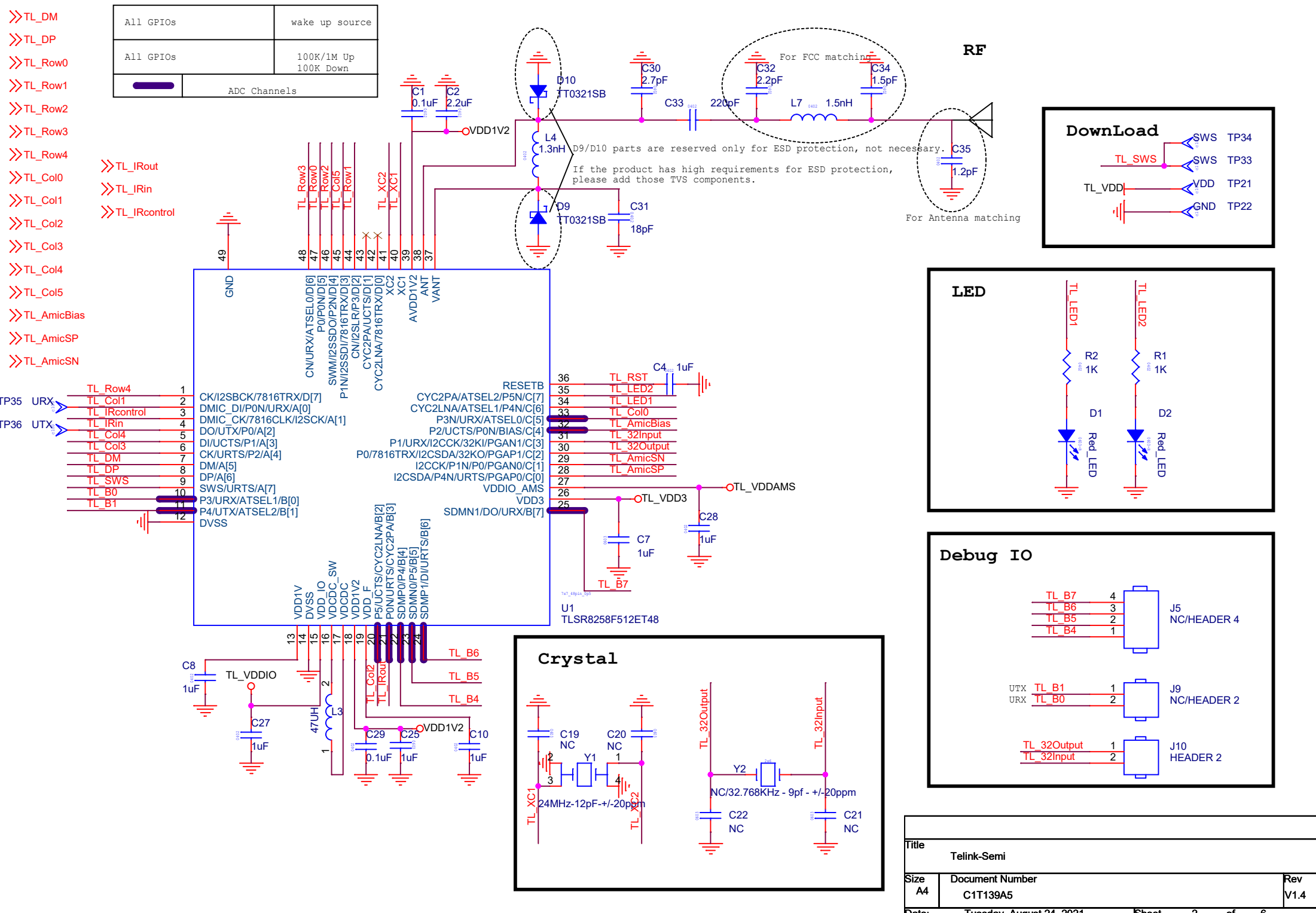


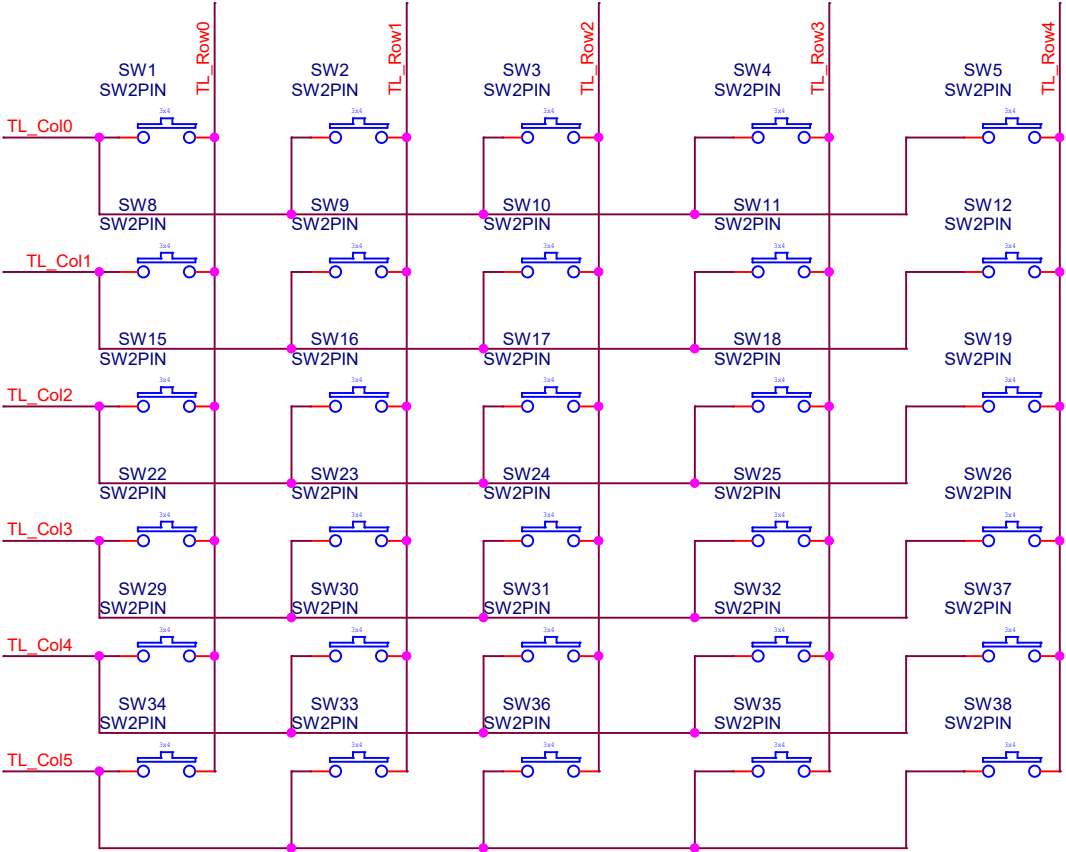
Name	Date	Name	Note
V1.3	2018/10/24	Xiang	Initial Version
V1.3	2018/11/01	Xiang	Change C32 from 2pF to 2.2pF Change L7 from 2.2nH to 1.5nH Change C34 from 1pF to 1.2pF Change C35 from 1pF to 1.5pF
V1.4	2018/11/01	Xiang	Modify Antenna length Add TP34(SWS) Add TP35(URX) Add TP36(UTX) Change C34 from 1pF to 1.5pF Change C35 from 1pF to 1.2pF Change R3 from 4.7K to 0R
V1.4	2021/07/13	Xiang	Add TVS diode TT0321SB to the RF pin, PCB is not updated

Title		
Telink-Semi		
Size	Document Number	Rev
A4	C1T139A5	V1.4
Date:	Tuesday, July 13, 2021	Sheet 1 of 6



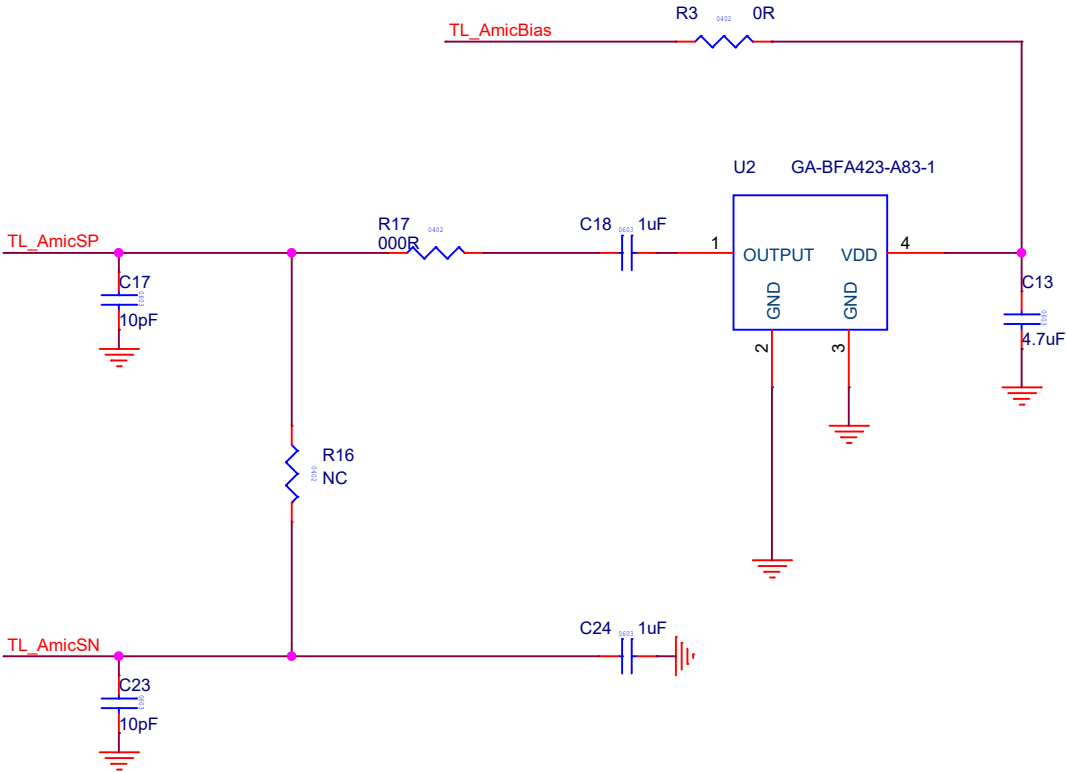
>>TL_Row0
>>TL_Row1
>>TL_Row2
>>TL_Row3
>>TL_Row4

>>TL_Col0
>>TL_Col1
>>TL_Col2
>>TL_Col3
>>TL_Col4
>>TL_Col5



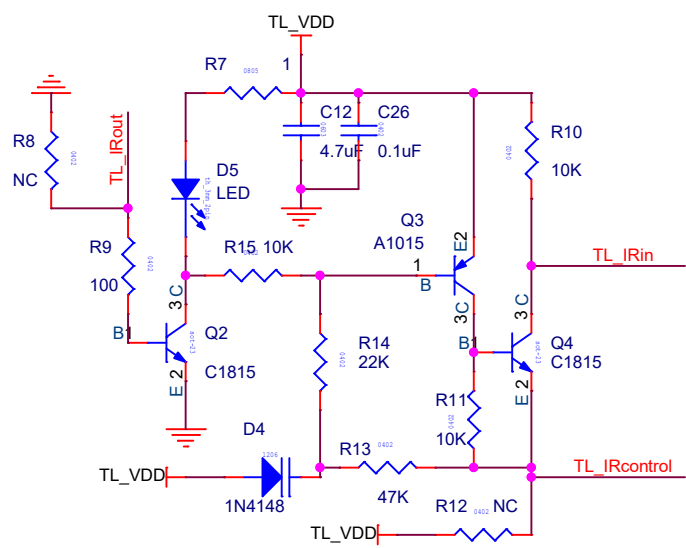
Title		Telink-Semi	
Size	Document Number	Rev	
A4	C1T139A5	V1.4	
Date:	Tuesday, July 13, 2021	Sheet	3 of 6

>>TL_AmicBias
>>TL_AmicSP
>>TL_AmicSN



Title		
<Title>		
Size	Document Number	Rev
A4	C1T139A5	V1.4
Date:	Tuesday, July 13, 2021	Sheet 5 of 6

>>TL_I Rout
>>TL_I Rin
>>TL_I Rcontrol



Title			
<Title>			
Size	Document Number		Rev
A4	C1T139A5		V1.4
Date:	Tuesday, July 13, 2021		Sheet 6 of 6